


# IMME

## bench



### - MOUNTING INSTRUCTIONS -

**NL:** Tip bij harde vloeren: Plaats viltglijders onder de poten. Dit voorkomt beschadiging aan harde vloeren.

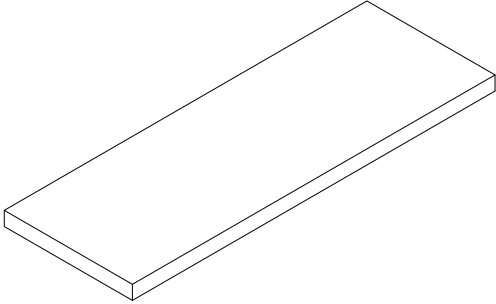
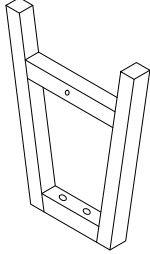
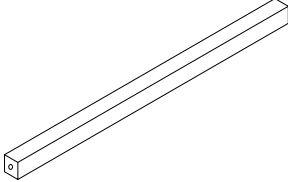



**UK:** Tip for hard floors: Place felt glides under the legs. This prevents damage to hard floors.

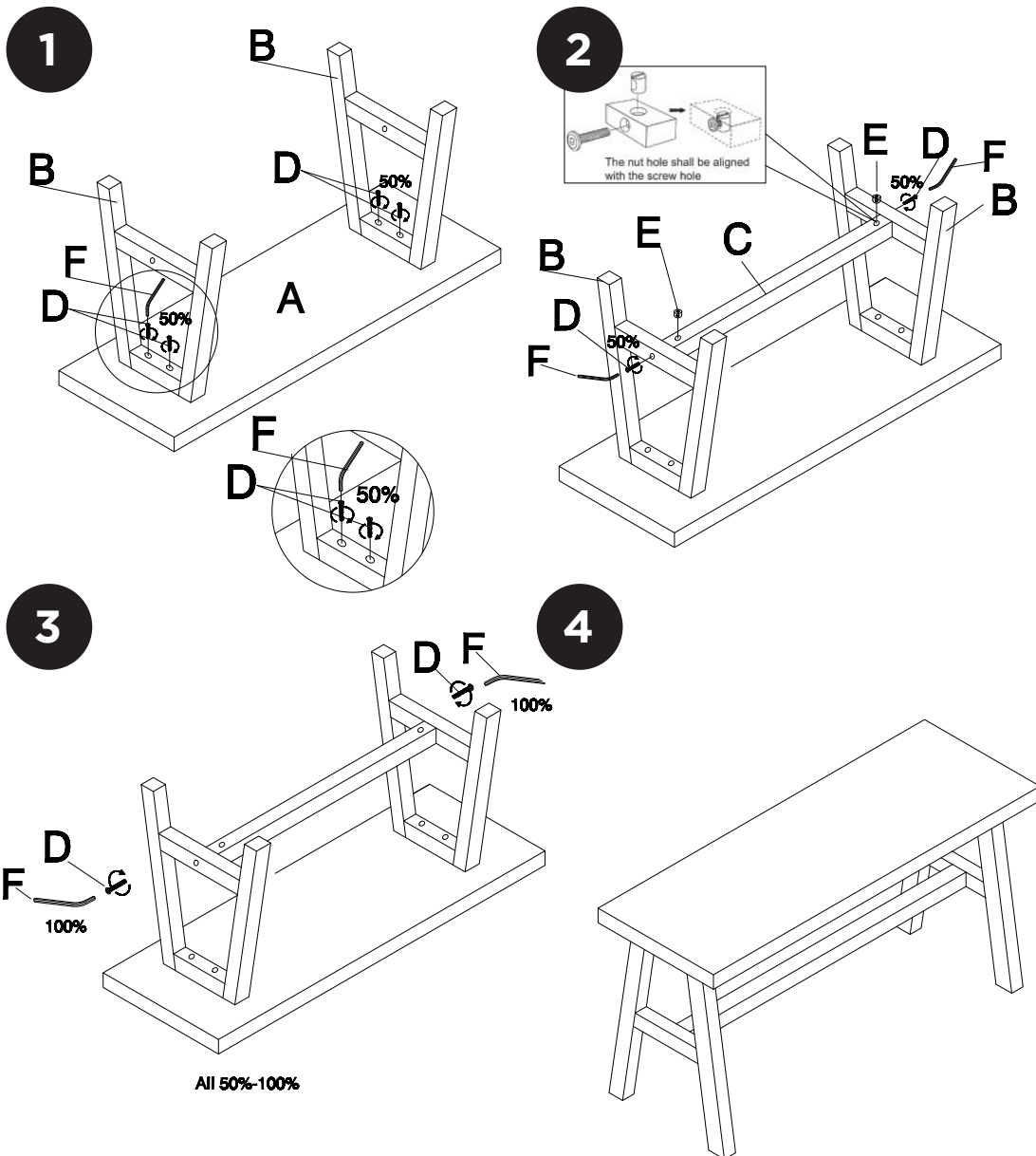
**DE:** Tipp für harte Böden: Ort Filzgleiter unter den Beinen. Dies verhindert Schäden an harten Böden.

**FR:** Conseil pour les sols durs : Placez des patins en feutre sous les jambes. Cela évite d'endommager les sols durs.

# IMME

## bench

 <p>Ax1</p>	 <p>Bx2</p>	 <p>Cx1</p>	<p>Dx6 8x50mm </p> <p> Ex2</p> <p> Fx1</p>
--	--	---	---



Bewaar deze handleiding • Please save this manual  
 Bitte bewahren Sie diese Montageanleitung • Merci de garder la notice de montage